

Cameron[®] Style 'FC' Gate Valve

Q U A L I T Y • D E L I V E R Y • P R I C E


*Gate Valves for
Drilling &
Production*

*Manual and
Hydraulic*

*Pressures up to
15,000 PSI for
Various Sizes*

*Meets or
Exceeds API 6A
Standards &
NACE
MR-01-75*

*Internal parts
are completely
interchangeable
with CIW*



- Manifolds
- Gate Valves
- Check Valves
- Chokes



API 6A-1712
API 16C-0341
API 16D-0106

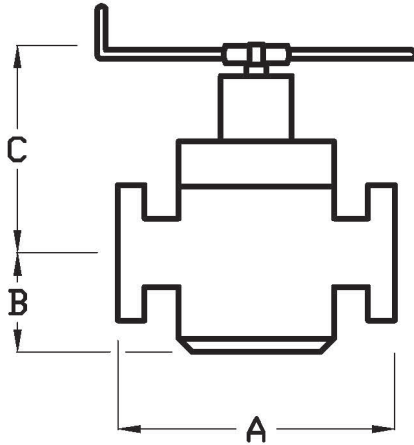
Manifolds

Gate Valves

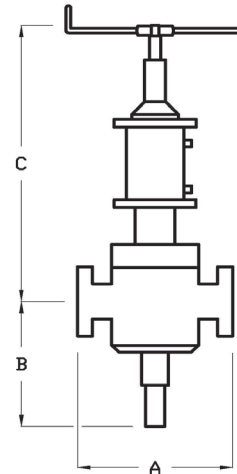
Check Valves

Chokes

CAMERON[®] FC STYLE GATE VALVE DIMENSIONS



MANUAL



HYDRAULIC

API 5,000 PSI	2-1/16"	2-9/16"	3-1/8"	4-1/16"	5-1/16"
A FLANGED	14-5/8"	16-5/8"	18-5/8"	21-5/8"	28-5/8"
B (MANUAL)	5-5/8"	6-1/2"	7-5/8"	9-1/8"	12-3/4"
B (HYDRAULIC)	14-1/2"	15-15/16"	17-1/4"	19-3/4"	
C (MANUAL)	17-3/8"	18-1/8"	19-1/16"	20-11/16"	21-1/4"
C (HYDRAULIC)	30-1/2"	33"	35-1/2"	40"	
WEIGHT (manual only)	182 lbs.	255 lbs.	360 lbs.	545 lbs.	1,578 lbs.

API 10,000 PSI	1-13/16"	2-1/16"	2-9/16"	3-1/16"	4-1/16"
A FLANGED	18-1/4"	20-1/2"	22-1/4"	24-3/8"	26-3/8"
B (MANUAL)	5-3/4"	5-7/8"	6-13/16"	8-1/16"	10-1/16"
B (HYDRAULIC)	14-1/4"	14-1/2"	15-15/16"	17-1/4"	19-3/4"
C (MANUAL)	17-3/8"	17-3/8"	18-1/8"	18-1/16"	20-15/16"
C (HYDRAULIC)	30-1/2"	30-1/2"	33"	36-7/8"	44"
WEIGHT (manual only)	270 lbs.	275 lbs.	485 lbs.	680 lbs.	1,057 lbs.

API 15,000 PSI	2-1/16"	2-9/16"	3-1/16"	4-1/16"
A FLANGED	19"	21"	23-9/16"	29"
B (MANUAL)	6-1/8"	7-1/2"	9-1/4"	11-11/16"
B (HYDRAULIC)	14-1/2"	15-1/2"	20-1/16"	26-3/8"
C (MANUAL)	21-1/8"	21-13/16"	25-15/16"	27-3/4"
C (HYDRAULIC)	35-3/8"	42-1/2"	50-1/8"	45-3/4"
WEIGHT (manual only)	350 lbs.	800 lbs.	1065 lbs.	1400 lbs.

Manifolds

Gate Valves

Check Valves

Chokes

QUALITY • DELIVERY • PRICE

GATE VALVES
CAMERON® STYLE 'FC' TYPE




GATE VALVES
CAMERON® STYLE 'FC' TYPE

MANUAL CHOKE
CAMERON® STYLE 'H2' TYPE



HYDRAULIC DRILLING CHOKE
CAMERON® STYLE



MANUAL CHOKE
CAMERON® STYLE 'H2' TYPE

CHECK VALVE
CAMERON® STYLE 'R' TYPE



HYDRAULIC DRILLING CHOKE
CAMERON® STYLE


SWACO® CHOKE



CONTROL PANEL



CHECK VALVE
CAMERON® STYLE 'R' TYPE



SWACO® CHOKE



SURFACE SAFETY VALVE



**REPAIR KIT FOR TYPE FLS AND
FC MANUAL SLAB GATE VALVES**

Manifolds

Gate Valves

Check Valves

Chokes